

WRDS at Cambridge

An overview of usage 31 July 2021 – 1 August 2022

Introduction

This year, we will be reporting in a different way as the stats package from WRDS has been updated.

The Information & Library Services team at Cambridge Judge Business School manage access to WRDS on behalf of the University of Cambridge. Staff set up and maintain 136 accounts and offer support and practical expertise to users.

As well as funding key datasets, CERF support pays for the WRDS base subscription: the key software that allows all other datasets to run. The ILS team at CJBS have been regularly adding to this with subscriptions both big and small but without the WRDS subscription it would be impossible to fund small subscriptions that (around £5000 each) are essential for a Faculty research project or a PhD candidate's research. In the next year, the University Library will be buying a handful of WRDS products to run on this subscription, adding further value to the project. Currently, we have 121 individual datasets running on WRDS.

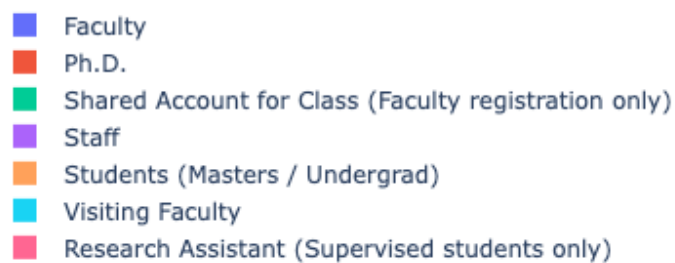
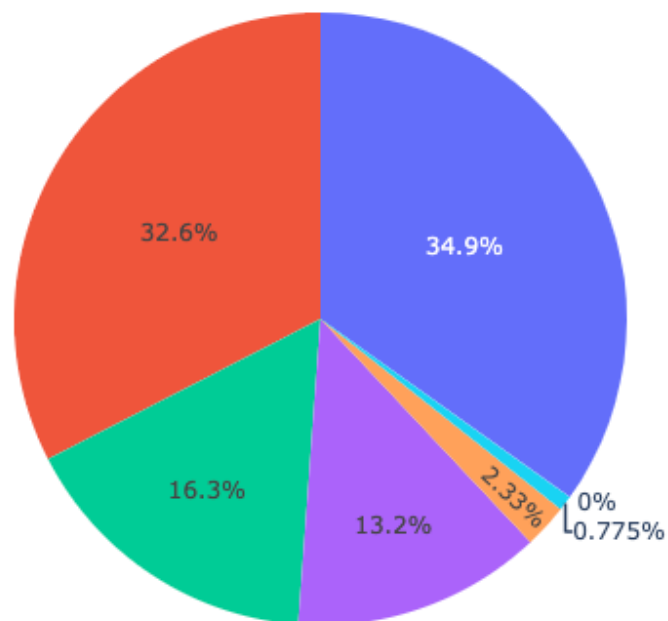
On behalf of the students, researchers, faculty, and staff of the University of Cambridge I'd like to again offer our thanks to CERF for their continued support and funding for these specialist financial datasets available through the WRDS platform.

Ange Fitzpatrick
Head Librarian
4 October 2022

Our users

We currently support accounts for 136 users, including class accounts for Masters programmes. 65% of accounts are for Faculty and PhD Researchers.

Active/Open User Types Breakdown



Account Type

Faculty	46
Ph.D.	43
Research Assistant (Supervised students only)	1
Shared Account for Class (Faculty registration only)	22
Staff	18
Students (Masters / Undergrad)	4
Visiting Faculty	2

Our WRDS subscription supports research across a range of University faculties and departments. We have a strong presence in Business, Economics and Land Economy, but we

also support researchers working in fields as diverse as Astronomy, Mathematics, and Politics. Conversations with these students reveal that WRDS data has been used for deciding if University innovations can succeed in the market, and as raw data to test conceptual models and prototypes.

WRDS offers access to complex, historical, financial data that is often exhaustive in its coverage and cannot be found elsewhere. The data is aimed at postgraduate-level study and above.

Changes to WRDS data collection mean we are unable to list the number of individual accounts, but we can still report where in the University the requests come from.

Individual faculty accounts cover the following departments and organisations:

Individual faculty accounts

Non-CJBS

- Economics
- Engineering
- Centre for Business Research
- CERF
- Politics and International Studies
- Colleges
- Biochemistry
- CEAM
- Land Economy
- Law
- Physiology
- Sociology

PhD accounts cover the following faculties and departments:

Non-CJBS

- Economics
- Engineering
- Chemistry
- Land Economy
- Sociology
- Biochemistry
- Cancer Research
- Chemical Engineering
- Development Studies
- Earth Sciences
- Law
- Medical Research
- Physics
- Physiology

- Social Anthropology
- Zoology

Class accounts

WRDS class accounts support teaching and research across the following courses:

At Cambridge Judge Business School:

- MBA
- EMBA
- MFin
- MPhils in Finance & SMO; Innovation, Strategy and Organization; Technology Policy; and Management
- MSt Social Innovation
- MSt Entrepreneurship
- MAcc
- MST

Across the wider University:

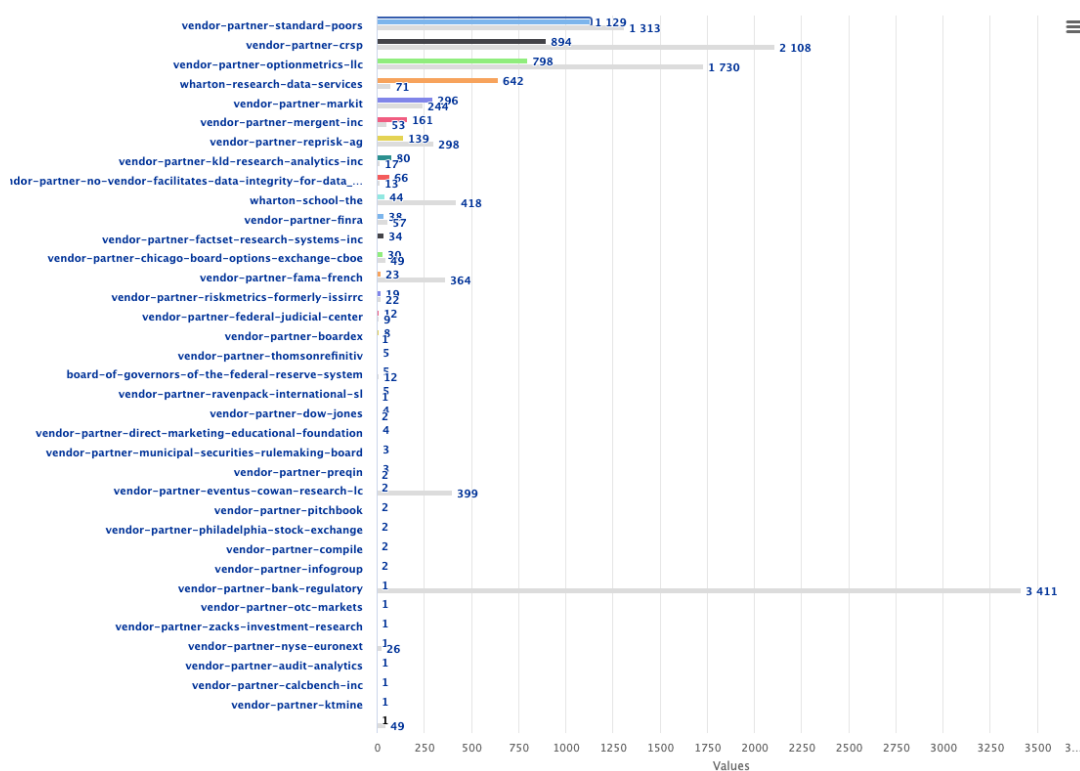
- MPhil in Engineering for Sustainable Development (Engineering)
- MPhil in Bioscience Enterprise (Chemical Engineering and Biotechnology)
- MPhil in Economics (Economics)
- MPhils in Real Estate Finance, Environmental Policy, and Planning, Growth and Regeneration (Land Economy)
- Institute for Manufacturing courses
- Economics undergraduates
- MSt Sustainability Leadership
- Land Economy undergraduates
- MPhil Sociology
- Institute of Continuing Education
- History undergraduates

Data usage

The WRDS platform can be accessed through its website <https://wrds-web.wharton.upenn.edu> or through a SSH client. The majority of users access the datasets through a browser.

Last year saw a return to more normal usage after the bumper usage we saw in 2020-2021 (a 329% increase). In total, 4461 queries were run and 3145.65GB of data downloaded

Current Usage



Full data set:

Cambridge Usage Report		
Category	Current	Past
bank-regulatory	1	3411
crsp	894	2108
optionmetrics-llc	798	1730
standard-poors	1129	1313
wharton-school-the	44	418
eventus-cowan-research-lc	2	399
fama-french	23	364
reprisk-ag	139	298
markit	296	244

wharton-research-data-services	642	71
finra	38	57
mergent-inc	161	53
factset-research-systems-inc	34	
		49
chicago-board-options-exchange-cboe	30	49
nyse-uronext	1	26
riskmetrics-formerly-issirrc	19	22
kld-research-analytics-inc	80	17
no-vendor-facilitates-data-integrity-for-data_dictionary-products-not-associated	66	13
thomsonrefinitiv	5	
board-of-governors-of-the-federal-reserve-system	5	12
federal-judicial-center	12	9
preqin	3	2
dow-jones	4	2
direct-marketing-educational-foundation	4	
ravenpack-international-sl	5	1
municipal-securities-rulemaking-board	3	
boardex	8	1
pitchbook	2	
philadelphia-stock-exchange	2	
compile	2	
infogroup	2	
otc-markets	1	
zacks-investment-research	1	
audit-analytics	1	
calcbench-inc	1	
ktmine	1	

CERF funded data sets

	2014-15 (web plus SSH)	2015-16 (web plus SSH)	2016-17 (web plus SSH)	2017-18 (web plus SSH)	2018-19 (web plus SSH)	2019-20 (web plus SSH)	2020-21 (web plus SSH)	2021-2022 (web plus SSH)
Compustat	924 (461 plus 459)	635 (518 plus 117)	1626 (1379	939 (848 plus 91)	1,007 (916 plus 91)	974 (656 plus 318)	1,786 (717 plus 1,069)	1,129

			plus 247)						
CRSP	18434 (305 plus 18123)	472 (332 plus 140)	1325 (371 plus 954)	534 (420 plus 114)	726 (673 plus 53)	1470 (695 plus 775)	4,763 (1,097 plus 3,666)	894	
ISS (Risk Metrics)	212 (28 plus 184)	19 (11 plus 8)	26 (13 plus 13)	34 (34 plus 0)	44 (44 plus 0)	17 (17 plus 0)	31 (21 plus 10)	19	
Eventus	193 (193 web)	5 (5 plus 0)	543 (543 plus 0)	80 (80 plus 0)	24 (24 plus 0)	45 (45 plus 0)	381 (381 plus 0)	0	
IBES	340 (95 plus 245)	140 (124 plus 16)	700 (399 plus 301)	92 (90 plus 2)	204 (200 plus 4)	10 (7 plus 3)	n/a cancelled		
Totals	20103	1271	4220	1679	2,005	2,516	6,961	2,042	

Top users

The change in the WRDS stats package no longer allows us to see as much information about the queries run by our users and in some cases, particularly with heavy users, the information is truncated.

The users who ran the most queries this year are:

1. Faculty member in Engineering
2. CERF researcher
3. MPhil in Economics (Department of Economics)
4. MPhil in Real Estate Finance (Department of Land Economy)
5. PhD student Engineering